

AGM December 2010

Finance Report

Part of the purpose of the AGM each year is to report on the financial affairs of the Union to our members.

- Currently an Exempt Charity but status due to change early next year
- The 5 elected Sabbatical Officers are currently the Trustees of UPSU and together with our 5 external Trustees form our shadow Trustee Board
- We work in partnership with the University

“Where a Union is affiliated to any external organisations a report should be published annually, to the governing body and to all students, listing the organisations to which the Union is currently affiliated and the details and amounts of these affiliations”

Our current affiliations

Name of Organisation	£	Details
BUCS	10,652	Affiliation to BUSA
Advice Centre	1,427	UKCISA/Advice UK/NASMA/Citizens Advice Membership
Global Affiliations	43,666	NUS Affiliation
Other Global Affiliations:	300	NUS Services Ltd
	800	Association of Managers of Students' Unions
	392	Plymouth Chamber of Commerce
	30	AMSU Regional
	552	Chartered Management Institute Group Membership
	<u>395</u>	Assoc of Chief Executives of Voluntary Organisations
	<u>58,214</u>	

- Total income from all sources £3,229,448
- Total expenditure £3,160,741
- Operating surplus of £58,041 after £10,666 transfer to reserves
- We received a £12,100 increase in our block grant (1.5%)
- We now have £1,321 in Free Reserves, £90k in Designated Reserves and also have £45k in a Facilities Development Reserve.

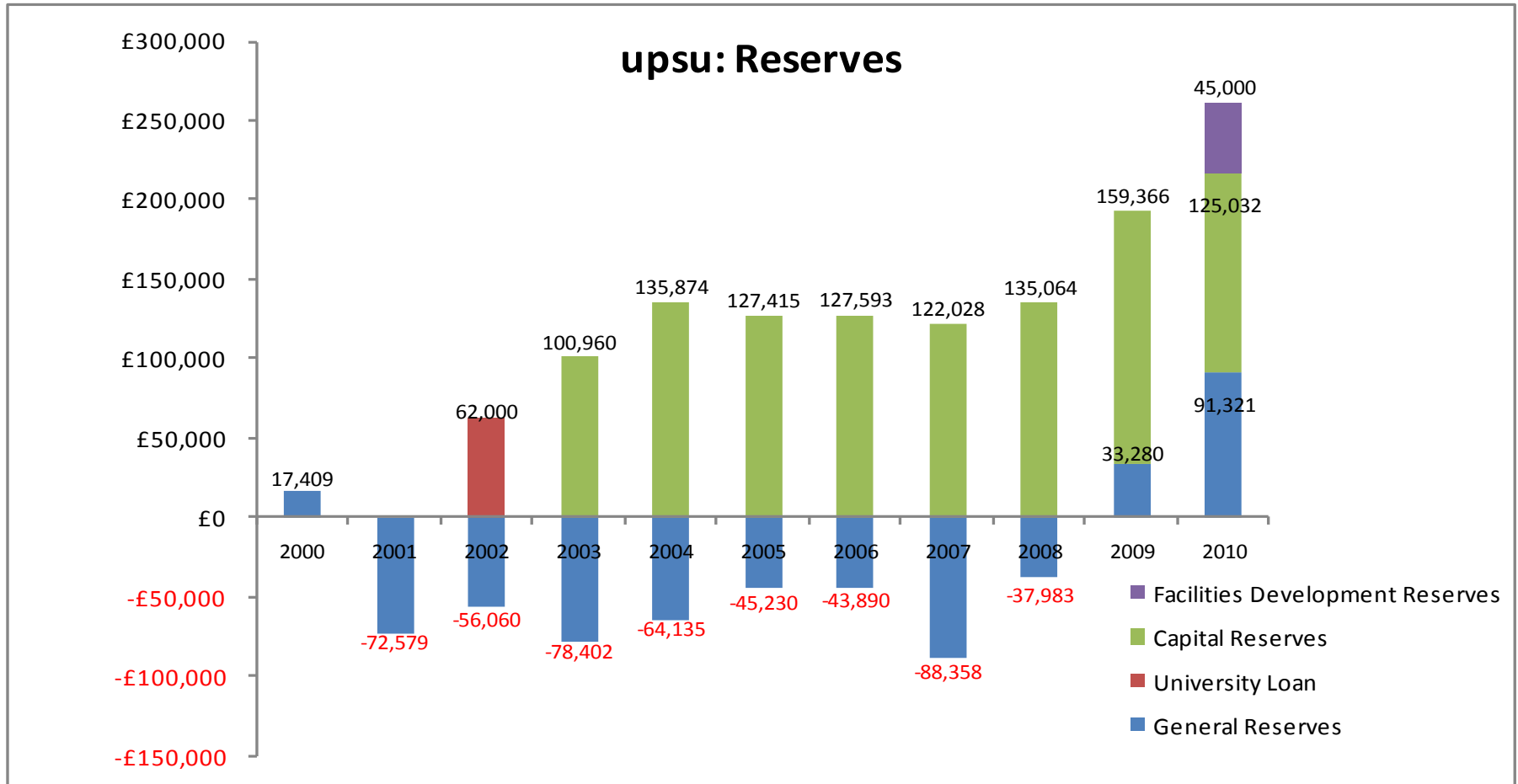
Statement Of Financial Activities 2009/10

	Notes	2010 Un-restricted £	2010 Restricted £	2010 Total £	2009 Actual Restated £
Incoming resources					
Generated funds					
Voluntary income	2	818,848		818,848	806,748
Investment income	3	1,178		1,178	7,619
Incoming resources from charitable activities	4	2,358,440	50,982	2,409,422	2,345,466
Other Income	5	<u>0</u>		<u>0</u>	<u>9,083</u>
Total incoming resources		<u>3,178,466</u>	<u>50,982</u>	<u>3,229,448</u>	<u>3,168,916</u>
Resources expended					
Charitable activities					
Trading	6	1,850,934		1,850,934	1,782,416
Welfare		120,413		120,413	103,406
Volunteering and community		93,736	50,982	144,718	116,842
Sport and recreation		320,645		320,645	327,526
Representation		714,941		714,941	722,184
Governance costs	7	<u>9,360</u>		<u>9,360</u>	<u>20,418</u>
Total resources expended		<u>3,109,759</u>	<u>50,982</u>	<u>3,160,741</u>	<u>3,072,792</u>
Gains and (Losses) on investment assets		<u>0</u>	<u>0</u>	<u>0</u>	<u>(581)</u>
Net movement in funds		<u>68,707</u>	<u>0</u>	<u>68,707</u>	<u>95,565</u>
Reconciliation of Funds					
Total funds brought forward		<u>192,646</u>	<u>0</u>	<u>192,646</u>	<u>97,081</u>
Total funds carried forward		<u>261,353</u>	<u>0</u>	<u>261,353</u>	<u>192,646</u>

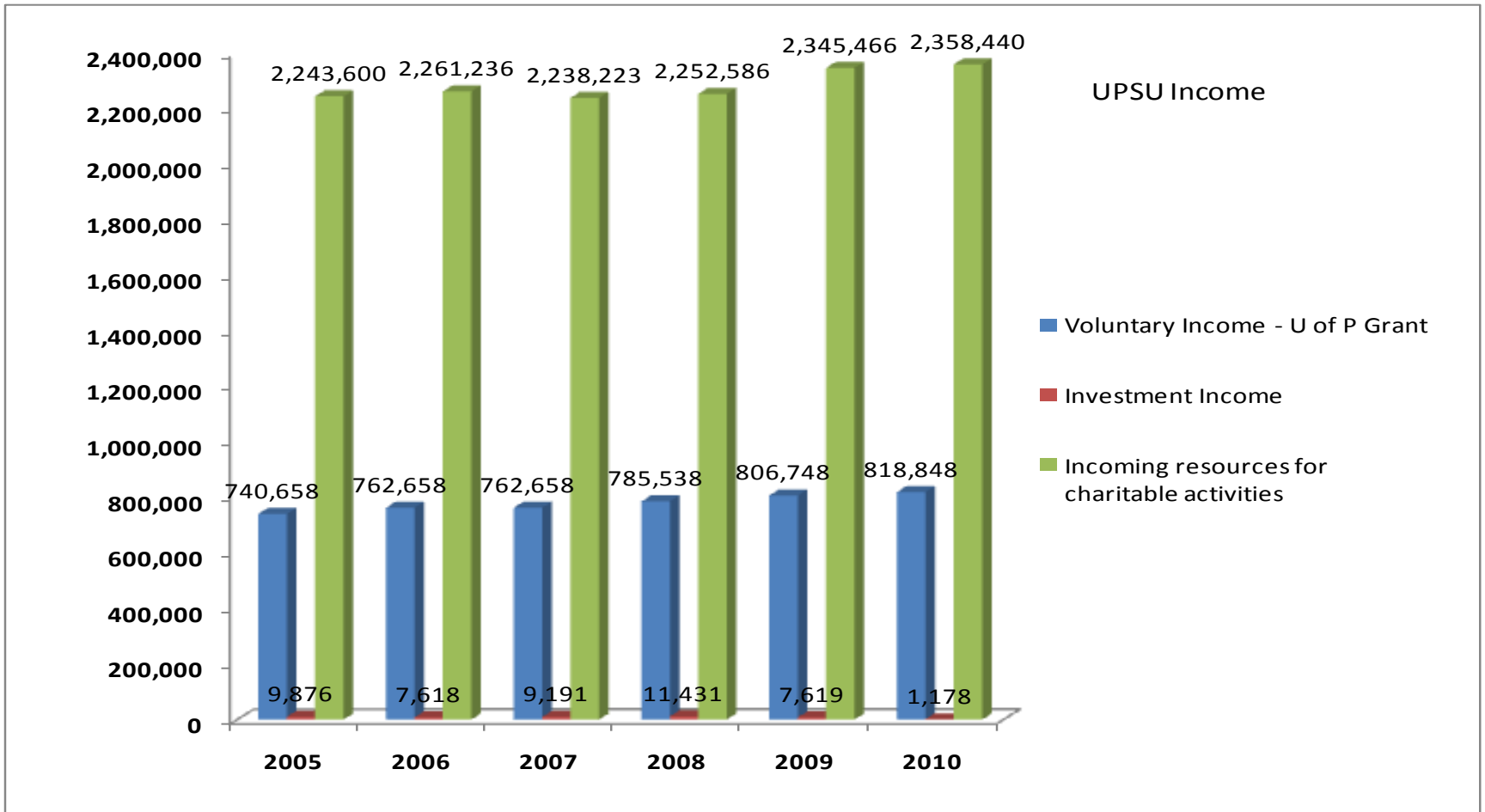
The statement of financial activities includes all gains and losses in the year and therefore a separate statement of total recognised gains and losses has not been prepared.

All the above amounts relate to continuing activities.

A graph to show our recovery from our deficit position in 2001



Summary of our income over the last six years

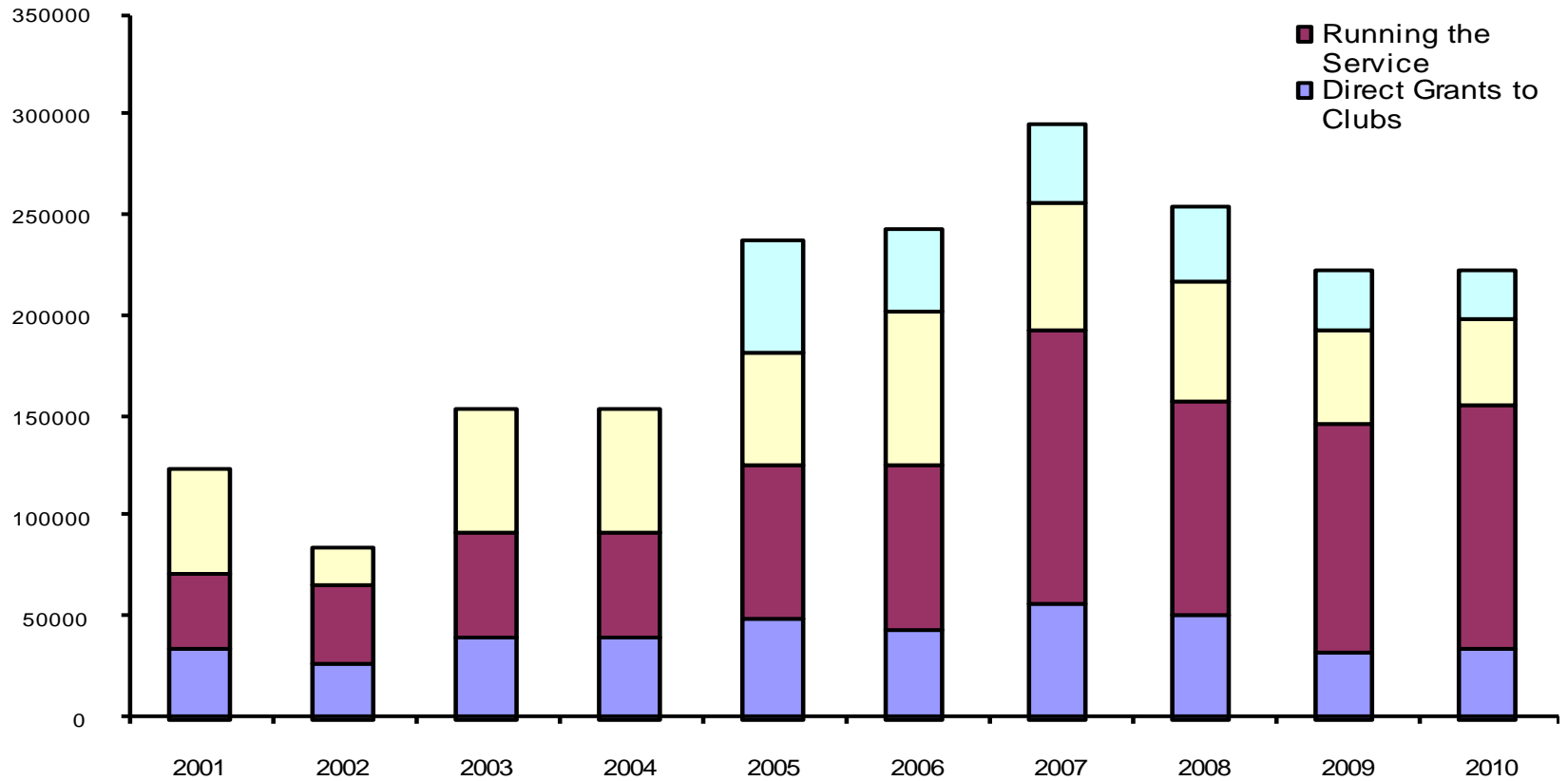


transforming lives through experience

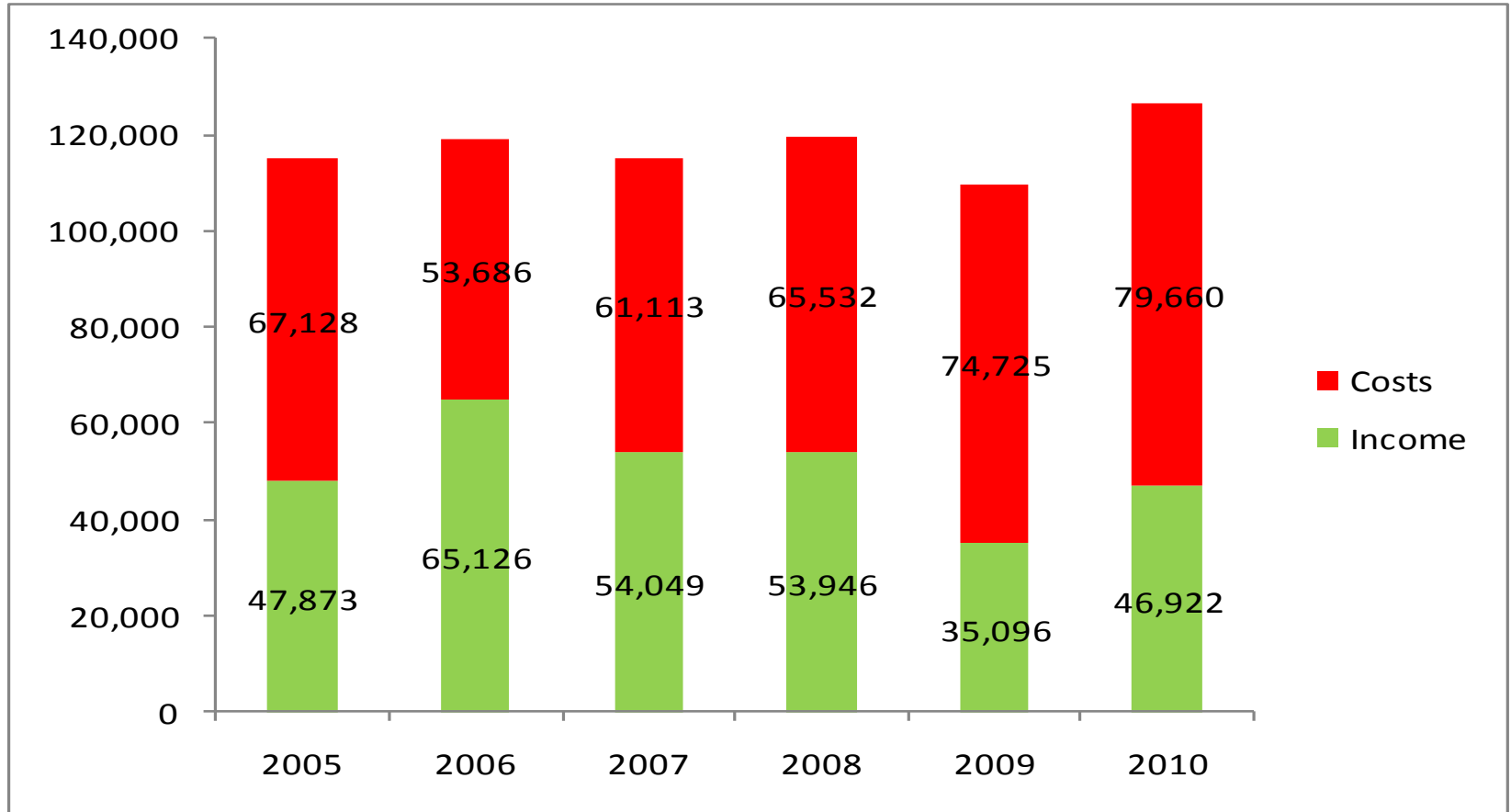
Summary of expenditure on Clubs and Societies

upsu spending to support clubs, societies and their transport

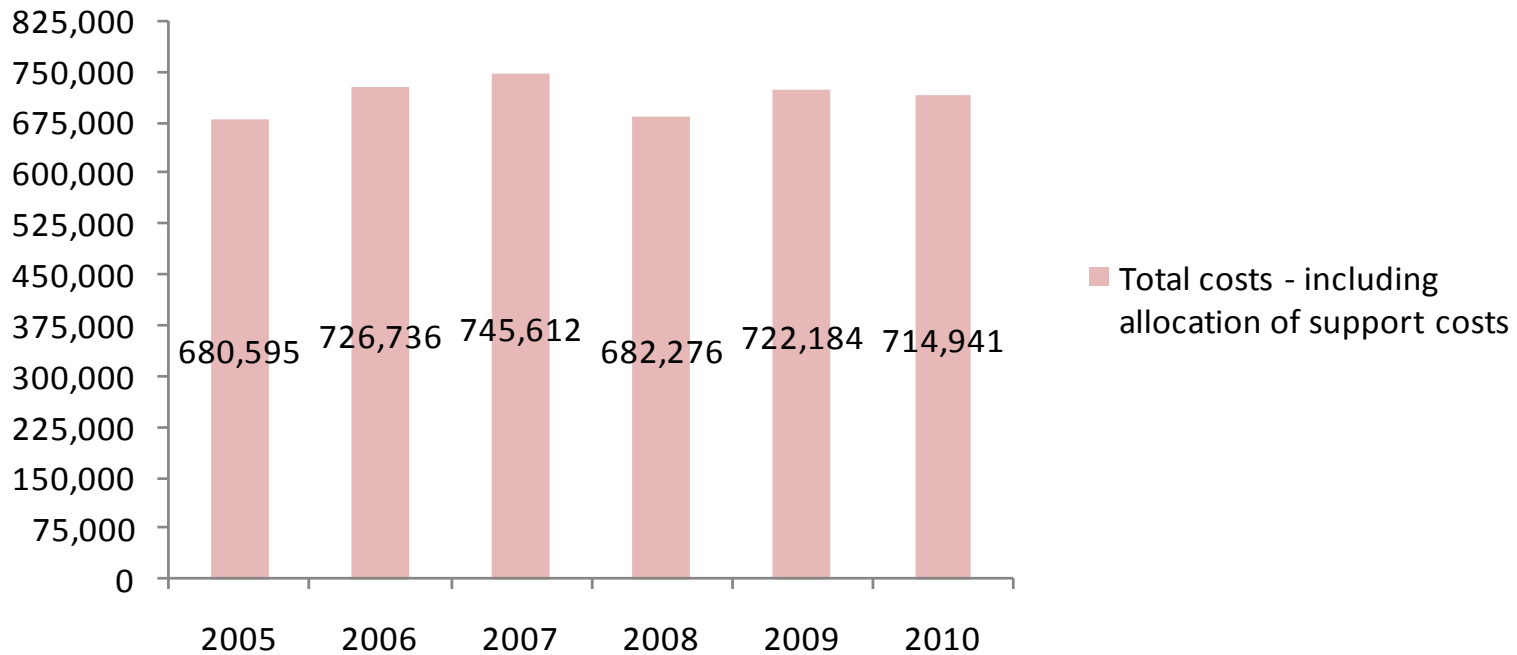
- Facilities and Pitches
- Transport
- Running the Service
- Direct Grants to Clubs







Total costs - including allocation of support costs



Retail income and expenditure

